

Stream depletion analysis - Theis (Jenkins) solution

Pumped aquifer

Transmissivity (T)	494	(m ² /d)
Storage coefficient (S)	0.1	-

Well

Pumping rate (Q)	124.8	(L/s)
Separation distance (L)	115	(m)
Stream depletion factor (sdf)	2.67712551	(days)

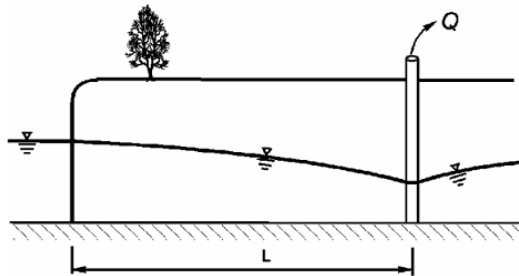
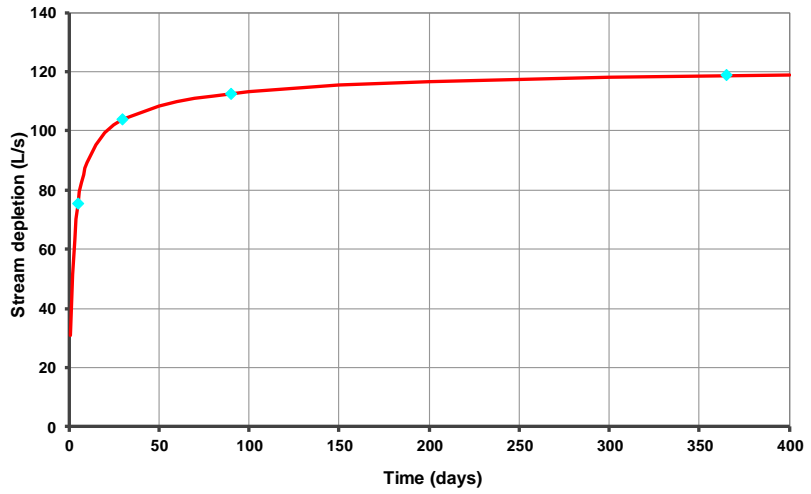
Application efficiency

Irrigation efficiency	100%
Separation distance (L2)	115 (m)

Stream depletion after

Time (days)	q (L/s)	%
5	75	60%
30	104	83%
90	113	90%
365	119	95%

Only the values in shaded cells can be updated - all other cells are dependent on those input values.



Stream depletion analysis - Theis (Jenkins) solution

Pumped aquifer

Transmissivity (T) (m²/d)
 Storage coefficient (S) -

Well

Pumping rate (Q) (L/s)
 Separation distance (L) (m)
 Stream depletion factor (sdf) 2.67712551 (days)

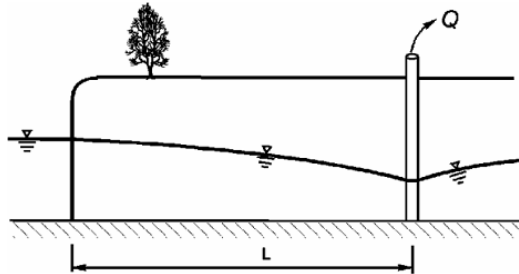
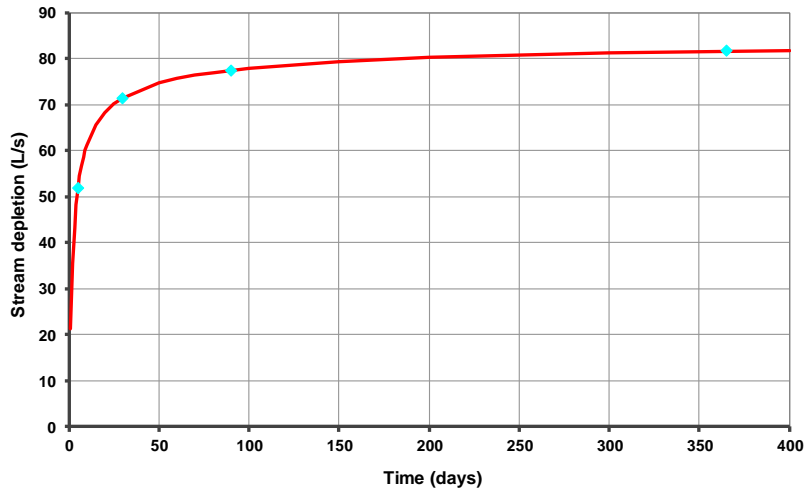
Application efficiency

Irrigation efficiency
 Separation distance (L2) (m)

Stream depletion after

Time (days)	q (L/s)	%
5	52	60%
30	71	83%
90	77	90%
365	82	95%

Only the values in shaded cells can be updated - all other cells are dependent on those input values.



Stream depletion analysis - Theis (Jenkins) solution

Pumped aquifer

Transmissivity (T) (m²/d)
 Storage coefficient (S) -

Well

Pumping rate (Q) (L/s)
 Separation distance (L) (m)
 Stream depletion factor (sdf) 2.67712551 (days)

Application efficiency

Irrigation efficiency
 Separation distance (L2) (m)

Stream depletion after

Time (days)	q (L/s)	%
5	38	60%
30	52	83%
90	56	90%
365	59	95%

Only the values in shaded cells can be updated - all other cells are dependent on those input values.

